

# SOLEX ENERGY LIMITED

Balance Sheet as at 30th September 2019

Particulars	Note No.	As at	
		30th Sept, 2019	31st March, 2019
<b>I. EQUITY AND LIABILITIES</b>			
<b>1 Shareholders' funds</b>			
(a) Share capital	2	4,94,00,000	4,94,00,000
(b) Reserves and surplus	3	15,14,21,846	13,03,58,061
(c) Money received against share warrants		-	-
<b>2 Share application money pending allotment</b>		-	-
<b>3 Non-current liabilities</b>			
(a) Long-term borrowings	4	4,78,264	12,55,954
(b) Deferred tax liabilities (Net)		1,63,881	1,63,881
(c) Other Long term liabilities		-	-
(d) Long-term provisions		4,48,87,179	3,55,24,791
<b>4 Current liabilities</b>			
(a) Short-term borrowings	5	9,28,40,350	6,32,91,332
(b) Trade payables		38,40,68,779	41,64,23,892
(c) Other current liabilities	6	3,10,96,954	83,03,250
(d) Short-term provisions	7	1,14,07,051	61,82,139
<b>TOTAL RS.</b>		<b>76,57,64,305</b>	<b>71,09,03,300</b>
<b>II. ASSETS</b>			
<b>Non-current assets</b>			
<b>1 (a) Property Plant &amp; Equipment</b>	8		
(i) Tangible assets		1,07,72,922	1,19,32,355
(ii) Intangible assets		6,20,482	6,41,871
(iii) Capital work-in-progress		4,72,000	2,36,000
(iv) Intangible assets under development		-	-
(b) Non-current investments		-	-
(c) Deferred tax assets (net)		-	-
(d) Long-term loans and advances		-	-
(e) Other non-current assets	9	-	-
<b>2 Current assets</b>			
(a) Current investments		-	-
(b) Inventories	10	6,48,49,082	5,83,19,703
(c) Trade receivables	11	52,11,71,949	55,58,18,920
(d) Cash and cash equivalents	12	3,56,43,705	63,66,756
(e) Short-term loans and advances	13	8,32,09,753	5,16,06,787
(f) Other current assets	14	4,90,24,412	2,59,80,908
<b>TOTAL RS.</b>		<b>76,57,64,305</b>	<b>71,09,03,300</b>
Contingent liabilities	15	8,35,44,239	7,99,72,564
Significant accounting policies	1		
The accompanying notes are an integral part of financial statements.			

For and on behalf of the board


Solex Energy Limited

  
Kamlesh Patel  
Director  
DIN 07920530



  
Brijesh Hariya  
CFO



  
Janki Sisodiya  
CS

Date: 14th November, 2019

Place : V U Nagar


**SOLEX ENERGY LIMITED**


**Statement of Profit and Loss for the year ended 30th September 2019**


Particulars	Note No.	Period Ended	Period Ended
		30th Sept, 2019	31st March, 2019
I. Revenue from operations	16	70,42,09,439	1,49,05,91,358
II. Other income	17	15,00,892	27,87,897
<b>III. Total Revenue (I + II)</b>		<b>70,57,10,331</b>	<b>1,49,33,79,256</b>
IV. Expenses:			
Cost of materials consumed	18	58,43,59,168	1,25,56,48,057
Purchases of Stock-in-Trade		-	-
Changes in inventories of Finished Goods	19	4,86,504	3,19,03,859
Employee benefits expense	20	58,86,014	1,27,60,791
Finance costs	21	47,10,910	74,51,729
Depreciation and amortization expense	8	15,47,866	58,34,338
Other expenses	22	7,75,12,818	11,17,38,206
<b>Total expenses</b>		<b>67,45,03,279</b>	<b>1,42,53,36,981</b>
<b>V. Profit before exceptional and extraordinary items and tax (III-IV)</b>		<b>3,12,07,052</b>	<b>6,80,42,275</b>
VI. Exceptional items		-	-
<b>VII. Profit before extraordinary items and tax (V - VI)</b>		<b>3,12,07,052</b>	<b>6,80,42,275</b>
VIII. Extraordinary Items		-	-
<b>IX. Profit before tax (VII- VIII)</b>		<b>3,12,07,052</b>	<b>6,80,42,275</b>
X. Tax expense:			
(1) Current tax		68,65,551	1,90,00,000
(2) Deferred tax		-	(6,82,480)
<b>XI. Profit (Loss) for the period from continuing operations (VII-VIII)</b>		<b>2,43,41,501</b>	<b>4,97,24,755</b>
XII. Profit/(loss) from discontinuing operations			
XIII. Tax expense of discontinuing operations			
<b>XIV Profit/(loss) from Discontinuing operations (after tax) (XII-XIII)</b>		<b>-</b>	<b>-</b>
<b>XV Profit (Loss) for the period (XI + XIV)</b>		<b>2,43,41,501</b>	<b>4,97,24,755</b>
XVI Earnings per equity share:			
(1) Basic		4.93	10.07
(2) Diluted		4.93	10.07


For and on behalf of the board  
Solex Energy Limited

  
Kamlesh Patel  
Director  
DIN 07920530



  
Brijesh Hariya  
CFO



  
Janki Sisodiya  
CS

Date: 14th November, 2019

Place : V U Nagar