

SOLEX ENERGY PRIVATE LIMITED

Balance Sheet as at 31st July, 2017

Particulars	Note No.	As at	
		31st July, 2017	31st March, 2017
Period of Operations		4 Months	12 Months
I. EQUITY AND LIABILITIES			
1 Shareholders' funds			
(a) Share capital	2	22,250,000	22,250,000
(b) Reserves and surplus	3	17,461,342	13,872,600
(c) Money received against share warrants		-	-
2 Share application money pending allotment		-	-
3 Non-current liabilities			
(a) Long-term borrowings	4	4,863,942	5,572,971
(b) Deferred tax liabilities (Net)		2,119,277	2,119,277
(c) Other Long term liabilities		-	-
(d) Long-term provisions		-	-
4 Current liabilities			
(a) Short-term borrowings	5	23,595,677	6,430,823
(b) Trade payables		62,153,628	105,909,750
(c) Other current liabilities	6	83,202,205	88,654,543
(d) Short-term provisions	7	3,208,755	2,921,188
TOTAL RS.		218,854,825	247,731,152
II. ASSETS			
Non-current assets			
1 (a) Fixed assets	8		
(i) Tangible assets		14,730,373	15,932,278
(ii) Intangible assets		145,680	150,681
(iii) Capital work-in-progress		-	-
(iv) Intangible assets under development		-	-
(b) Non-current investments		-	-
(c) Deferred tax assets (net)		-	-
(d) Long-term loans and advances		-	-
(e) Other non-current assets	9	-	-
2 Current assets			
(a) Current investments		-	-
(b) Inventories	10	22,606,409	27,234,000
(c) Trade receivables	11	145,841,071	168,483,467
(d) Cash and cash equivalents	12	7,706,895	15,351,204
(e) Short-term loans and advances	13	21,850,905	14,378,098
(f) Other current assets	14	5,973,492	6,201,424
TOTAL RS.		218,854,824	247,731,152
Contingent liabilities	15	33,433,489	22,692,525
Significant accounting policies	1		
The accompanying notes are an integral part of financial statements.			

For : Solex Energy Private Limited




Director

Date: 14-10-2017

Place : Anand



Director



As per our report even date attached




Date: 14-10-2017

Place : Anand

For: Patel & Mehta
Chartered Accountants

FRN: 125480W



Partner

CA Nirav Mehta



M.No. 116875


SOLEX ENERGY PRIVATE LIMITED

Statement of Profit and Loss for the period ended 31st July, 2017

Particulars	Note No.	Period Ended	Year Ended
		31st July, 2017	31st March, 2017
Period of Operations		4 Months	12 Months
I. Revenue from operations	16	63,232,563	340,707,446
II. Other income	17	316,232	4,252,092
III. Total Revenue (I + II)		63,548,795	344,959,538
IV. Expenses:			
Cost of materials consumed	18	45,976,279	312,602,161
Purchases of Stock-in-Trade		-	-
Changes in inventories of Finished Goods	19	5,528,057	(16,862,037)
Employee benefits expense	20	2,122,246	6,996,093
Finance costs	21	1,270,084	6,083,607
Depreciation and amortization expense	8	1,458,527	4,057,695
Other expenses	22	2,904,861	18,449,979
Total expenses		59,260,054	331,327,497
V. Profit before exceptional and extraordinary items and tax (III-IV)		4,288,742	13,632,040
VI. Exceptional items		-	-
VII. Profit before extraordinary items and tax (V - VI)		4,288,742	13,632,040
VIII. Extraordinary Items		-	-
IX. Profit before tax (VII- VIII)		4,288,742	13,632,040
X Tax expense:			
(1) Current tax		700,000	2,946,162
(2) Deferred tax		-	1,572,520
XI Profit (Loss) for the period from continuing operations (VII-VIII)		3,588,742	9,113,358
XII Profit/(loss) from discontinuing operations		-	-
XIII Tax expense of discontinuing operations		-	-
XIV Profit/(loss) from Discontinuing operations (after tax) (XII-XIII)		-	-
XV Profit (Loss) for the period (XI + XIV)		3,588,742	9,113,358
XVI Earnings per equity share:			
(1) Basic (Four Months)		1.61	4.10
(2) Diluted		1.61	4.10

For : Solex Energy Private Limited



 Director Director
 Date: 14-10-2017
 Place : Anand



As per our report even date attached



Date: 14-10-2017

Place : Anand

For: Patel & Mehta
Chartered Accountants
FRN: 125480W


 Partner
 CA Nirav Mehta
 M.No. 116875

Note 2 Share capital

Share Capital	As at 31st July, 2017		As at 31st March, 2017	
	Number	Rs.	Number	Rs.
<u>Authorised</u>				
Equity Shares of Rs. 10 each	3,000,000	30,000,000	3,000,000	30,000,000
<u>Issued</u>				
Equity Shares of Rs. 10 each	2,225,000	22,250,000	2,225,000	22,250,000
<u>Subscribed & Paid up</u>				
Equity Shares of Rs. 10 each	2,225,000	22,250,000	2,225,000	22,250,000
Total	2,225,000	22,250,000	2,225,000	22,250,000

Note 2.1 Share Capital Reconciliation

Particulars	Equity Shares		Preference Shares	
	Number	Rs.	Number	Rs.
Shares outstanding at the beginning of the year	2,225,000	22,250,000	-	-
Add : Shares Issued during the period	-	-	-	-
Less : Shares bought back during the period	-	-	-	-
Shares outstanding at the end of the period	2,225,000	22,250,000	-	-

Note 2.2 Shares held by each shareholder holding more than Five percent shares of share capital

Name of Shareholder	As at 31st July, 2017		As at 31st March, 2017	
	No. of Shares held	% of Holding	No. of Shares held	% of Holding
Kalpeshkumar Patel	2,224,800	99.99%	2,224,800	99.99%

Note 3 Reserves and surplus

Particulars	As at 31st July, 2017	As at 31st March, 2017
<u>c. Securities Premium Account</u>		
Opening Balance	-	-
Add : Securities premium credited on Share issue	-	-
Less : Premium Utilised for various reasons	-	-
Closing Balance	-	-
<u>h. Surplus</u>		
Opening balance	13,872,600	4,759,242
Add : Net Profit/(Net Loss) For the current Period	3,588,742	9,113,358
Add : Transfer from Reserves	-	-
Less : Proposed Dividends	-	-
Less : Interim Dividends	-	-
Less : Transfer to Reserves	-	-
Closing Balance	17,461,342	13,872,600
Total Rs.	17,461,342	13,872,600

Note 4 Long-term borrowings

Particulars	As at 31st July, 2017	As at 31st March, 2017
<u>Secured</u>		
(a) Term loans		
from banks		
Bank of Baroda-Term Loan-2601	-	12,598
(Secured By Hypothication of Plant & Machinery and Movable Fixed Assets)		
Bank of Baroda TL-02820	4,833,334	5,457,920
(Secured By Hypothication of Stock & Book Debt)		
CAR Loan-Maruti ECO	-	-
(Secured By Maruti Eco Car)		
CAR Loan-Innova	30,608	102,453
(Secured By Innova Car)		
<u>Unsecured</u>		
Kalpesh R Patel Loan A/c	-	-
Total Rs.	4,863,942	5,572,971

FOR SOLEX ENERGY PVT.LTD.

Kalpesh

 Director



Note 5 Short-term borrowings


Particulars	As at 31st July, 2017	As at 31st March, 2017
<u>Secured</u>		
Loans repayable on demand		
from banks		
Bank of Baroda CC-0055 (Secured By Hypothication of Stock & Book Debt)	20,505,695	2,889,093
Bank of Baroda TL-02820 (Secured By Hypothication of Stock & Book Debt)	2,000,000	2,000,000
Bank of Baroda-Term Loan-2601 (Secured By Hypothication of entire Current Assets)	812,598	1,200,000
CAR Loan-Maruti ECO (Secured By Maruti Eco Car)	37,384	76,051
CAR Loan-Innova (Secured By Innova Car)	240,000	240,000
VVCC Bank A/c-4151 (Secured By Fixed Deposit of the Director)	-	25,679
<u>Unsecured</u>		
		-
Total Rs.	23,595,677	6,430,823

Note 6 Other current liabilities

Particulars	As at 31st July, 2017	As at 31st March, 2017
Advance Received From Customer		
India Navigation Aids		-
Rotomag Motors & Controls Pvt Ltd	81,243,386	81,243,386
Balaji Associates	-	1,968,250
Banco Alluminum Ltd	-	4,326,000
Dharmaesh Vinodkumar Parikh	-	85,000
Dophin Recreation	1,572	1,572
Dr. Pankaj Maheswari	-	100,000
Environomic Private Ltd	-	-
Jayshree D Gandhi	-	124,900
Laxman Chand Meghva	-	40,000
Hanifa High School	-	-
Infinite Corporate Solution	69,000	69,000
Mascot Electronics	2,430	2,430
Naresdrabhai Shah	70,000	70,000
Navitas Green Soutlion Pvt Ltd	-	216,090
Pragya Sundaram Roadways Pvt Ltd	8,750	8,750
Pulp Tech	205,200	205,200
Rakeshbhai Jashbhai Gandhi	-	43,715
Service Point	5,184	5,184
Supernova Technologies Pvt	788	788
Shree Arasuri Ambaji Mata Devsthan Trust	-	-
Shree Balaji Agency	28,053	13,053
Sopariwala Export Pvt Ltd	-	-
T & T Project Ltd	-	-
Advances From Small Customers	1,567,842	-
Vaishali Haresh Mehta	-	131,225
Total Rs.	83,202,205	88,654,543


FOR SOLEX ENERGY PRIVATE LIMITED

 Director



Note 7 Short-term provisions			
Particulars	As at 31st July, 2017		As at 31st March, 2017
(a) Provision for employee benefits			
Salary & wages	522,821		449,984
(b) Others			
TDS Payable	14,019		343,237
Telephone Bill Payable	3,860		5,891
Audit Fees Payable	75,000		75,000
Electricity Bill Payable	114,623		108,774
Professional Tax Payable	17,250		11,230
Service Tax Payable	-		1,317
Provident Fund Payable	32,354		36,663
CST Payable	-		63,146
GST PAYABLE	30,398		-
Income Tax Provision	3,646,162		2,946,162
Less : Advance Tax Paid	1,247,732	2,398,430	1,120,216
		3,208,755	1,825,946
Total Rs.		3,208,755	2,921,188

FOR SOLEX ENERGY PVT.LTD.

Kupar


Director



Notes Forming part of Financial statements
31st July, 2017

Note 8 Fixed assets

Particulars	Schedule	Gross Block				Residual Value	Carrying Amount	Useful Life Years	Balance as at 1 April 2017	Accumulated Depreciation			Net Block	
		Balance as at 1 April 2017	Additions/ (Disposals)	Revaluation s/ (Impairments)	Balance as at 31 July 2017					Depreciation charge for the Period	Adjustment due to Changed in Depreciation Method	On disposals	Balance as at 31 July 2017	Balance as at 31 March 2017
a Tangible Assets	A													
Furniture & Fixture		100,131	-	-	100,131	5,007	95,124	Sch-A	6,580	4,454	-	-	76,329	80,783
Plant & Machinery		4,672,235	14,700	-	4,686,935	234,347	4,452,588	Sch-A	1,062,736	297,269	-	-	2,443,197	2,725,766
Plant & Machinery (Renewable Energy Device manufacturing)		14,185,048	-	-	14,185,048	709,252	13,475,796	Sch-A	1,256,027	970,478	-	-	9,220,505	10,190,983
Computer		457,888	78,600	-	536,488	26,824	509,664	Sch-A	62,254	49,083	-	-	333,642	304,125
Office Equipment		819,276	148,500	-	967,776	48,389	919,387	Sch-A	117,757	58,445	-	-	660,168	570,113
Vehicle		2,322,194	9,821	-	2,332,015	116,601	2,215,414	Sch-A	68,303	73,797	-	-	1,996,533	2,060,508
Total		22,556,772	251,621	-	22,808,393	1,140,420	21,667,973		2,573,657	1,453,526	-	-	14,730,373	15,932,278
b Intangible Assets	B													
Total		158,278	-	-	158,278	7,914	150,364	Sch-B	7,597	5,001	-	-	145,680	150,681
c Capital Work In Progress														
Total		158,278	-	-	158,278	7,914	150,364		7,597	5,001	-	-	145,680	150,681
d Intangible assets under Development														
Total														

As per our report even date attached

For: Patel & Mehta
Chartered Accountants
FRN: 125480W



Partner
CA Nirav Mehta
M.No. 116875

Date: 14-10-2017
Place: Anand

For: Solex Energy Private Limited



Director

Date: 14-10-2017
Place: Anand

Notes Forming part of Financial statements

Particulars	Rate of Depreciation	Gross Block				Accumulated Depreciation						Net Block			
		Balance as at 1 April 2017	Additions/ (Disposals)	Revaluation s/ (Impairments)	Balance as at 31 July 2017	Residual Value	Carrying Amount	Useful Life Years	Balance as at 1 April 2017	Depreciation charge for the year	Adjustment due to Changed in Depreciation Method	On disposals	Balance as at 31 July 2017	Balance as at 31 July 2017	Balance as at 31 March 2017
Schedule-A	Tangible Assets														
Furniture & Fixture	13.57%	100,131	-	-	100,131	5,007	95,124	7	19,348	4,454	-	23,802	76,329	80,783	
Plant & Machinery	19.00%	4,672,235	14,700	-	4,686,935	234,347	4,452,588	5	1,946,469	297,269	-	2,243,738	2,443,197	2,725,766	
Plant & Machinery (Renewable Energy Device manufacturing)	33.33%	14,185,048	-	-	14,185,048	709,252	13,475,796	3	3,994,065	970,478	-	4,964,543	9,220,505	10,190,983	
Computer	31.67%	457,888	78,600	-	536,488	26,824	509,664	3	153,763	49,083	-	202,846	333,642	304,125	
Office Equipment	19.00%	819,276	148,500	-	967,776	48,389	919,387	5	249,163	58,445	-	307,608	660,168	570,113	
Vehicle	9.50%	2,322,194	9,821	-	2,332,015	116,601	2,215,414	10	261,686	73,797	-	335,483	1,996,533	2,060,508	
Total		22,556,772	251,621	-	22,808,393	1,140,420	21,667,973		6,624,494	1,453,526	-	8,078,020	14,730,373	15,932,278	
Schedule-B	Intangible Assets														
Trade Mark	95.00%	778	-	-	778	39	739	1	739	-	-	739	39	39	
Software		157,500	-	-	157,500	7,875	149,625	10	6,858	5,001	-	11,859	145,641	150,642	
Total		158,278	-	-	158,278	7,914	150,364		7,597	5,001	-	12,598	145,680	150,681	

FOR SOLEX ENERGY PVT.LTD.

[Signature]
Director



Note 9 Other non-current assets

Particulars	As at 31st July, 2017	As at 31st March, 2017
Total Rs.	-	-

Note 10 Inventories

Particulars	As at 31st July, 2017	As at 31st March, 2017
Raw Materials and components (Valued at cost) (As Certified by the Director)	9,042,564	8,142,098
Finished goods (Valued at cost) (As Certified by the Director)	13,563,845	19,091,902
Total	22,606,409	27,234,000

Note 11 Trade receivables

Particulars	As at 31st July, 2017	As at 31st March, 2017
Trade receivables outstanding for a period less than six months from the date they are due for payment		
Secured, considered good	-	-
Unsecured, considered good (as per list II)	72,896,270	167,286,721
Unsecured, considered doubtful	-	-
Less: Provision for doubtful debts	-	-
Trade receivables outstanding for a period exceeding six months from the date they are due for payment		
Secured, considered good	-	-
Unsecured, considered good	72,944,802	1,196,746
Unsecured, considered doubtful	-	-
Less: Provision for doubtful debts	-	-
Total	145,841,071	168,483,467

Note 12 Cash and cash equivalents

Particulars	As at 31st July, 2017	As at 31st March, 2017
a. Balances with banks		
Bank of Baroda-1121	708,707	9,991
State Bank Of India-4794	6,357	136,357
Silver Coin	77,346	-
Bank of Baroda-CC-0044	139,581	139,697
Bank of Baroda A/c-1195- (Escrow)	4,952,456	13,760,701
VVCC Bank	4,100	-
b. Cash on hand	1,818,349	1,304,459
Total Rs.	7,706,895	15,351,204

FOR SOLEX ENERGY PVT.LTD.

Kup



Director



Note 13 Short-term loans and advances

Particulars	As at 31st July, 2017	As at 31st March, 2017
Advance for Material Purchase	7,327,341	352,870
Secured, considered good (As per List III)	-	-
Unsecured, considered good	-	-
CREDA Deposit	200,000	200,000
MGVCL Deposit	127,324	127,324
MVAT Deposit	25,000	25,000
FDR Margin Money	220,000	220,000
EMD Deposits	956,888	1,326,773
Tender Deposit (With Bank)	12,964,352	12,096,132
Kendriya Bhandar	30,000	30,000
	-	-
	-	-
Total Rs.	21,850,905	14,378,098

Note 14 Other current assets

Particulars	As at 31st July, 2017	As at 31st March, 2017
Prepaid Insurance	115,889	228,645
Miscellaneous Exps	134,354	155,816
Advance to Staff	1,050	5,000
Jayantibhai Solanki Loan A/c	3,000	3,000
Vijaybhai- Loan A/c	8,000	8,000
VUIA GIDC	390	990
Kirloskar Brothers Ltd	6,941	6,941
UBM India Pvt Ltd	102,120	102,120
D G Bhimani & Associates	2,875	3,475
Kalpesh R Patel	34,436	299,724
Electrical Research And Development Association	507,222	58,722
Jupiter Solar Power Limited	1,157	1,157
Madhu Trading Company		1,812
Ranchodray Enterprise	4,642	4,642
Renewsys India Pvt Ltd		866
Royal Agro Fabrication		203,000
Safal Infosoft Pvt Ltd	8,250	8,250
Solgen Greentach LLP	150,000	150,000
The PV Connect	31,074	59,475
TUV Rheinland India Pvt Ltd	7,865	7,865
GST Credit	166,319	-
Bhanumatiben R Patel	8,500	8,500
CST	2,640	60,000
VAT	997,577	1,144,234
WCT Receivable 2%	3,679,190	3,679,190
Total Rs.	5,973,492	6,201,424

Note 15 Contingent liabilities


Particulars	As at 31st July, 2017	As at 31st March, 2017
Bank Guarantee	33,433,489	22,692,525
Total Rs.	33,433,489	22,692,525

FOR SOLEX ENERGY PVT.LTD.

Kalyan



Director



Note 16 Revenue from operations

Particulars	Period Ended	Year Ended
	31st July, 2017	31st March, 2017
Sale of products		
Finished Goods	63,232,563	340,707,446
Work in Progress	-	-
Raw Material	-	-
Total Rs.	63,232,563	340,707,446

Note 17 Other income

Particulars	Period Ended	Year Ended
	31st July, 2017	31st March, 2017
Interest on Deposit	269,421	828,334
Installation Charges	-	560,000
Interest on Income Tax Refund	-	-
Revenue Subsidy on Certification Exps.	-	-
Income Tax Adjustment	-	82
Demurrage Charges	-	13,000
Rate Difference A/c	-	2,523,992
DIC Interest	46,811	326,684
Total Rs.	316,232	4,252,092

Note 18 Cost of materials consumed

Particulars	Period Ended	Year Ended
	31st July, 2017	31st March, 2017
Inventories at the Beginning of the year	8,142,098	2,422,498
Add: Purchases during the Period	46,876,744	318,321,761
less: inventories at the end of the Period	9,042,564	8,142,098
Cost Of Materials Consumed	45,976,279	312,602,161

Note 19 Changes in inventories of Finished Goods

Particular	Period Ended	Year Ended
	31st July, 2017	31st March, 2017
Inventories at the beginnig of the year	19,091,902	2,229,865
Inventories at the end of the Period	13,563,845	19,091,902
Total	5,528,057	(16,862,037)

Note 20 Employee benefits expense

Particulars	Period Ended	Year Ended
	31st July, 2017	31st March, 2017
Salary Exps	1,911,580	6,175,098
Staff Welfare expenses	11,466	104,135
Directors Remuneration	199,200	716,860
Total	2,122,246	6,996,093

FOR SOLEX ENERGY PVT.LTD.

Kap's


Director



Note 21 Finance costs

Particular	Period Ended	Year Ended
	31st July, 2017	31st March, 2017
Bank Charges	602,808	1,321,174
Bank Gurantee Charges		-
L C Charges		-
Interest Expense		-
Interest On Car Loan		56,796
Interest On CC	326,579	3,221,558
Interest On FD/OD	-	116,845
Interest On Term Loan	340,697	1,326,948
Remittance Charges	-	40,286
Total	1,270,084	6,083,607

Note 22 Other Expenses

Particular	Period Ended	Year Ended
	31st July, 2017	31st March, 2017
<u>Freight Expenses</u>		
Freight Charges Inward-Import	184,222	684,986
Freight Charges Inward-Local	104,804	494,240
Freight Charges Outward-Local	124,205	415,804
C & F Expenses Import	13,193	90,175
Weight Bridge Charges	-	220
<u>Production Expenses</u>		
Labour Charges	292,613	2,627,767
Electricity Bill Expenses	364,912	996,912
Testing & Certification Fees	280,275	2,626,690
Service Tax / CST Input	18,295	-
<u>Purchase Expenses</u>		
Custom Duty	-	360,537
<u>Administrative Expenses</u>		
Insurance Exps	117,552	208,721
Auditor's Remuneration	-	75,000
Rent Expense	296,500	844,000
Advertisement Exps	132,277	136,914
Business Promotion Expense	-	3,500
Commission On Sales	-	3,359,600
Computer & Printer Exps	22,241	49,653
Consultancy Charges	10,000	177,650
D G F T Charges		-
Financial Analysis & Rating Expense		86,750
Hospitality Expense		52,445
Installation Charges	-	-
Kasar & Discount	2,592	558,852
Solar Grading Expense		46,000
Legal & Professional fees		368,495
Service tax Expense		184,707
Telephone & Mobile Exps	47,874	86,832
VAT/CST/Service/Professional tax Interest		1,127
GIDC Charges	56,142	19,535
Balance C/f	2,067,697	14,557,111

FOR SOLEX ENERGY PVT.LTD.

Kopay



Director



	Balance C/d	2,067,697	14,557,111
Notified Area Tax			47,470
Interest on TDS		1,967	4,021
Donation Exp			5,501
VAT Exps			70,925
Membership fess			198,768
Loading & Unloading Exps		13,370	60,323
Loss on Sale of Vehicle			-
Office Exps		14,401	53,252
Petrol & Diesel Exps		20,424	41,320
Pollution Control Fees			-
Post & Courier Exps		49,260	101,204
Printing & Stationery Exps		2,900	123,364
Penalty for Excess Construction			155,128
Penalty On Service Tax			-
Penalty on CST			346,289
Penalty on VAT			63,586
Registration Charges			-
Repair & Maintainance Exps		55,698	171,889
Stores & Consumable Exps		95,205	337,207
Legal Charges / Stamping & Franking Fees		34,625	428,130
Tender Fees			607,184
Tally Net Subscription Charges		43,470	3,600
Travelling Exps		478,597	843,927
Vehicle Expense			-
Exhibition Expense			119,200
Water Charges		600	1,962
Web Hosting Charges		5,185	44,245
Miscellaneous expenditure written off during the Period		21,462	64,372
Total		2,904,861	18,449,979

Note 22.1 Auditor's Remuneration


Particulars	Period Ended	Year Ended
	31st July, 2017	31st March, 2017
Payments to the auditor as		
a. auditor	-	45,000
b. for taxation matters	-	30,000
c. for company law matters	-	-
d. for management services	-	-
e. for other services	-	-
f. for reimbursement of expenses	-	-
Total	-	75,000

FOR SOLEX ENERGY PVT.LTD.

Kup-3



Director



SOLEX ENERGY PVT LTD.
G.I.D.C Estate, Vitthal Udyognagar-388121.

Trade Receivables
1-Apr-2017 to 31-Jul-2017


Particulars	Trade Receivables	
	(< 180 days)	(> 180 days)
	Debit	Debit
A TO Z Solar Power Systems	15,000	
ADMINISTRATION OF UT OF DAMAN & DIV-DAMAN		19,500
AJAY CHANDRAKANT PATEL	26,600	
AMRISHKUMAR SURESHBHAI PATEL	25,275	
Anupam Chandahas Zaveri	93,150	
Anupam Chandahas Zaveri	218,100	
Arunaben Maheshbhai Bhatt	1,260	
Bachubhai Harmanbhai Patel	173,200	
BALVANT VINAYAKRAO RATAREKAR	18,200	
Banco Alluminium Limited(Debtors)	29,278	
BHAGVATIBEN NATUBHAI MISTRI	223,180	
BHARATBHAI DINESHCHANDRA RAVAL	14,140	
Bharatbhai Gunvatbhai Patel	124,900	
BHARATBHAI MAGANBHAI PATEL	28,306	
BHARATBHAI RANCHODBHAI PATEL	131,200	
BHIMANI DINESHBHAI GOVINDBHAI	78,280	
Bhupendrabhai M Patel	124,900	
BINDUBEN MAHENDRABHAI PATEL	102,420	
Central Subsidy	486,000	
CHANDRAKANT CHUNILAL PAREKH	6,140	
Dakshin GUjarat Vij Company Ltd	31,249,710	38,154,401
Daxesh M Laiwala	40,900	
Dhavalikumar Sodhanbhai Patel	52,420	
DNH POWER DISTRIBUTION CORPORATION LTD.-SILVASA		444,064
Dr. Rajendrasinh Suryasing Rathod	-	
GANDHI RUPALBEN SEJALKUMAR	3,600	
GHATGE SUDHAN SHIVAJIRAO	76,600	
GOA SHIPYARD LIMITED	776,000	
Hardik Solar Centre		9,310
Harsh Communication (Debtor)	561,296	
HITENDRAKUMAR THAKORBHAI PATEL	76,600	
Indian Oil Corporation Limited		158,500
Inter University Accelerator Center	5,583,600	
JAGADAMMBA SOLAR AND ENERGY COMPANY (P) LTD		560,938
Jayshreeben U Patel	76,600	
Jitendra A Dhruv	14,575	
JYOTI JANARDHAN MAMTORA	74,900	
KALPESH B. PATEL	269,800	
Kiritkumar Shantilal Mehta	80,800	
KOTAK KINTUBEN ANANDBHAI	124,900	
KOTHARI HARSHIDABEN JAYESHBHAI	900	
Kritikumar Kantilal Patel	76,600	
KUSUMCHANDRA CHUNILAL SHAH	78,280	
LAD BHAGUBHAI BHIMA BHAI	124,900	
Balance Cf.	41,262,510	39,346,713

FOR SOLEX ENERGY PVT.LTD.

Kupesh

[Signature]

Director



SOLEX ENERGY PVT LTD.
G.I.D.C Estate, Vitthal Udyognagar-388121.

Trade Receivables

	Balance B/d.	41,262,510	39,346,713
LOBEL SOLAR POWER SYSTEMS		536	
Madhya Gujarat Vij Company Ltd		5,741,560	29,959,083
MAHENDRAKUMAR TANTIRAM CHARI		1,680	
MANJULABEN K. SHA		76,600	
MEENABEN B VALIYA		308,100	
Mukurdamwala Z Mustafa		153,250	
NEETABEN R. SHAH		173,200	
NIRAJBHAI BIPINBHAI PATEL		117,420	
NUtanben Shreelal Zha		3,051	
Padmaben Gunvatray Desai		7,000	
PARESHABEN S. JOSHI		149,050	
PARIKH PRANAVBHAI KUMUDCHANDRA		114,800	
Paschim Gujarat Vij Co Ltd		3,008,873	3,004,468
Patel Ambalal Vanarshidas		197,350	
PATEL MANDAKINIBEN GHANSHYAMBHAI		28,280	
PATEL RAJENDRAKUMAR CHUNIBHAI		49,280	
Patel Vipulbhai Babubhai		6,600	
Pooja A Chawla		5,000	
PRABHUDAS B. PATIL		127,000	
RAJESHBHAI MANUBHAI PATEL		78,280	
Rajnagar Light House			735
RAKESHBHAI B. SHAH		221,500	
RAMESHBHAI BABARBHAI PATEL		1,900	
RAMJI HARIHARPRASAD SHRIVASTAVA		47,960	
Rashimikaben B Patel		19,150	
RENUKABEN K RAVAL		63,553	
RITIKA SYSTEMS PVT. LTD.S.DR		567,000	
RITUDHAN SOLAR POWER		533,006	
ROTOMAG MOTORS & CONTROLS PVT LTD (CUSTOMER)		25,515	
ROTOMAG MOTORS & CONTROLS PVT. LTD. - RAIPUR		413,201	
Sameerbhai Chandravadan Trivedi		7,560	
SANDEEP SAKSENA		211,500	
Sanjay Mohanlal Sharma		10,900	
SARAH FAUZIA E NADVI		5,448	
SATYAJITSINGJI D. GAYAKWAD		149,425	
SHAH KIRTIVADAN KANTILAL		110,410	
Shah Niranjanbhai Manilal		18,715	
SHAILJA P. BHATT		49,170	
SHARADCHANDRA KANTILAL SHAH		60,800	
Shashikant Amirchand Shah		11,000	
SHRI DARSHANABEN DEVANGBHAI PATEL		177,190	
SNEHALKUMAR JAGDISHCHANDRA NAGARSETH		124,900	
SONALBEN MEHULBHAI GANDHI		269,800	
State Subsidy		600,000	
Subsidy(GEDA)		3,401,400	
Subsidy(MNRE)		10,880,478	
SURESHBHAI MANIBHAI PRAJAPATI		39,140	
	Balance C/f.	69,630,040	72,311,000

FOR SOLEX ENERGY PVT.LTD.

Keep - y

[Signature] Director



SOLEX ENERGY PVT LTD.
G.I.D.C Estate, Vitthal Udyognagar-388121.

Trade Receivables

Balance B/d.	69,630,040	72,311,000
Sureshsinh Bhupatsinh Vanshiya	50,375	
The Executive Engineer	348,501	
The Executive Engineer - Electricity Dept Daman.		562,762
The Executive Engineer-E	1,537,280	
THE VALLABH VIDYANAGAR COMMERCIAL CO-OPERATIVE BANK	1,029,000	
Dr. Pankaj Maheshwari	9,800	
Trom Solar	3,814	
Upendrabhai Jashbhai Patel	28,250	
UPENDRAKUMAR HARSHADRAY DAVE	78,280	
Vallabh Vidyanagar Nagarpalika		71,040
VASANTKUMAR C. SHAH	62,450	
Vatsala B Raval	1,700	
VIGYANDAS SADHU	5,280	
VITTHALBHAI N. PATEL	62,450	
Yatinbhai Lalitbhai Shah	49,050	
Grand Total	72,896,270	72,944,802

FOR SOLEX ENERGY PVT.LTD.

Kupay

[Signature]

Director



SOLEX ENERGY PVT LTD.
G.I.D.C Estate, Vitthal Udyognagar-388121.

Advance From Customers

1-Apr-2017 to 31-Jul-2017

Particulars	Amount Rs.
Daxeshkumar Kanubhai Patel	2,940
BHAGUBHAI SHIVABHAI PRAJAPATI	5,000
Indiraben Ambalal Patel	5,000
INDUBHAI MANIBHAI DESAI	5,000
SANGITABEN MAHENDRABHAI PATEL	5,000
VATSALKUMAR I SHAH	5,000
BIPINCHANDRA HEERALAL SHAH	6,900
Dasrathbhai Lallubhai Bhatt	7,200
BHASKARBHAI ARVINDBHAI PATEL	7,660
DALWADI DARSHANKUMAR CHANDRAKANT	7,660
BIPINBHAI RAVJIBHAI PATEL	10,000
Dhavaalkumar Suryakant Patel	10,000
GOVINDBHAI VITTHALBHAI THAKKAR	10,000
HIMAKSHBEN HITENDRAKUMAR PATEL	10,000
Kamlesh Bhai Gunvantlal Shah	10,000
Kiranbhai Jagmohandas Shah	10,000
MAHESHBHAI S. THAKOR	10,000
RAJESHKUMAR GIRDHARLAL KARIYA	10,000
RAMESH BHAI MOHANBHAI THAKOR	10,000
SHAH REETABEN VIPULKUMAR	10,000
Shradha Rameshchandra Shah	10,000
SMITA PANKAJ DESAI	10,000
PRASHANTKUMAR G. PATEL	12,500
TYATIN SHAH	16,000
Annanda S Jhala	20,000
JATINBHAI RAMESHBHAI PATEL	20,000
JIGNESHKUMAR GORDHANBHAI PATEL	20,000
KOKILABEN RAMESHBHAI PATEL	20,000
MAGANBHAI SHANABHAI BHOI	20,000
Mahamad Parvez Meman	20,000
RAKESHKUMAR ARVINDBHAI PATEL	20,000
KETAN HASHMUKHBHAI PATEL	22,150
BHAVINBHAI MANUBHAI PATEL	25,000
MAHENDRABHAI HARIBHAI PATEL	30,000
Geeta J Mantora	60,000
Mulchand Fatechand Shah	68,000
Yatinbhai A Shah	92,782
Cleantech Solar Solutions (Deb)	108,150
SATISH G. THAKUR	116,000
Addin POver Limited	124,900
NARENDRA DEVENDRA JOSHI	125,000
Hitesh Govindlala Shah	150,000
Isun Solar Pvt. Ltd .	150,000
Paroshaben Sureshbhai Joshi	150,000
Total Rs.	1,567,842

FOR SOLEX ENERGY PVT.LTD.

 Director

