

Date: 11/04/2022

To,  
Manager - Listing Compliance  
National Stock Exchange of India Limited  
'Exchange Plaza'. C-1, Block G,  
Bandra Kurla Complex, Bandra (E),  
Mumbai - 400 051

**Company Symbol: SOLEX**

Dear Sir/ Madam,


**SUB: Submission of Shareholding Pattern under Regulation 31 of SEBI (Listing Obligation and Disclosure Requirements) Regulations, 2015**

Pursuant to Regulation 31 of SEBI (Listing Obligation and Disclosure Requirements) Regulations, 2015, kindly find enclosed herewith the attachment with regard to the Shareholding Pattern of Solex Energy Limited for the half year and year ended on 31<sup>st</sup> March, 2022.

Please take note of the same.

Thanking You.

Yours faithfully,  
Solex Energy Limited



**Dilipkumar Nikhare**  
Company Secretary & Compliance Officer

Encl.: Shareholding Pattern as per Regulation 31 for the half and year ended on 31<sup>st</sup> March, 2022.

**Solex Energy Ltd.**

STOCK CODE  NSE Emerge SYMBOL SOLEX


CIN: L40106GJ2014PLC081036


GST: 24AAVCS0328R1ZN


**REGD. OFFICE**

PLOT NO. 131/A, PHASE - 1, H.M.ROAD, G.I.D.C.,  
VITTHAL UDYOGNAGAR, ANAND - 388121, GUJARAT, INDIA

+91 2692 230317


 www.solex.in

 1800 572 8787

 info@solex.in

**CORP. OFFICE**

303, TRINITY BUSINESS PARK, MADHUVAN CIRCLE,  
L.P. SAVANI ROAD, PAL, SURAT - 395009, GUJARAT, INDIA

 +91 76988 38000



Format of holding of specified securities

1. Name of Listed Entity: iY LIMITED
2. Scrip Code/Name of Scrip/Class of Security
3. Share Holding Pattern Filed under: Reg. 31(1)(a)/Reg. 31(1)(b)/Reg.31(1)(c)
- a. If under 31(1)(b) then indicate the report for Quarter ending 31/03/2022
- b. If under 31(1)(c) then indicate date of allotment/extinguishment
4. **Declaration:** The Listed entity is required to submit the following declaration to the extent of submission of information:-

Particulars	Yes*	No*
1. Whether the Listed Entity has issued any partly paid up shares?		No
2. Whether the Listed Entity has issued any Convertible Securities or Warrants?		No
3. Whether the Listed Entity has any shares against which depository receipts are issued?		No
4. Whether the Listed Entity has any shares in locked-in?	Yes	
5. Whether any shares held by promoters are pledge or otherwise encumbered?	Yes	

*\* If the Listed Entity selects the option 'No' for the questions above, the columns for the partly paid up shares, Outstanding Convertible Securities/Warrants, depository receipts, locked-in shares, No of shares pledged or otherwise encumbered by promoters, as applicable, shall not be displayed at the time of dissemination on the Stock Exchange website. Also wherever there is 'No' declared by Listed Entity in above table the values will be considered as 'Zero' by default on submission of the format of holding of specified securities.*

5. The tabular format for disclosure of holding of specified securities is as follows:-



Table I - Summary Statement holding of specified securities

Category	Category of shareholder	Nos. of shareholders	No. of fully paid up equity shares held	No. of Partly paid-up equity shares held	No. of shares underlying Depository Receipts	Total nos. shares held	Shareholding as a % of total no. of shares (calculated as per SCRR, 1957) As a % of (A+B+C2)	Number of Voting Rights held in each class of securities			No. of Shares Underlying Outstanding convertible securities (including Warrants)	Shareholding, as a % assuming full conversion of convertible securities ( as a percentage of diluted share capital) As a % of (A+B+C2)	Number of Locked in shares		Number of Shares pledged or otherwise encumbered		Number of equity shares held in dematerialized form	
								No of Voting Rights					Total as a % of (A+B+C)	No. (a)	As a % of total Shares held (b)	No. (a)		As a % of total Shares held (b)
								Class:Equity	Class:Debt	Total								
(I)	(II)	(III)	(IV)	(V)	(VI)	(VII)=(IV)+(V)+(VI)	(VIII)	(IX)			(X)	(XI)=(VII)+(X)	(XII)		(XIII)	(XIV)		
(A)	Promoter & Promoter Group	19	5652102	0		5652102	70.65	5652102		5652102.00	70.65	0	70.65	2100742	37.17	1482000	26.22	5652102
(B)	Public	289	2347898	0		2347898	29.35	2347898		2347898.00	29.35	0	29.35	959256	40.85603378	62000	2.64	2347898
(C)	Non Promoter- Non Public					0												
(C1)	Shares underlying DRs	0			0	0		0		0	0.00			0				0
(C2)	Shares held by Employee Trusts	0	00	0		0	0.00	00		0	0.00	0	0.00	0				0
	<b>Total</b>	<b>308</b>	<b>8000000</b>	<b>0</b>	<b>0</b>	<b>8000000</b>	<b>100.00</b>	<b>8000000</b>	<b>0.00</b>	<b>8000000.00</b>	<b>100.00</b>	<b>0</b>	<b>100.00</b>	<b>3060000</b>	<b>78.02</b>	<b>1544000</b>	<b>28.86</b>	<b>8000000</b>

SOLEX ENERGY LTD.  
\*



Table II - Statement showing shareholding pattern of the Promoter and Promoter Group

	Category & Name of the Shareholders	Entity type i.e. promoter OR promoter group entity (except promoter)	PAN	No. of shareholder	No. of fully paid up equity shares held	Partly paid-up equity shares held	Nos. of shares underlying Depository Receipts	Total nos. shares held	Shareholding % calculated as per SCRR, 1957 As a % of (A+B+C2)	Number of Voting Rights held in each class of securities			No. of Shares Underlying Outstanding convertible securities (Including Warrants)	Shareholding % as a % assuming full conversion of convertible securities (as a percentage of diluted share)	Number of Locked in shares		Number of Shares pledged or otherwise encumbered		Number of equity shares held in dematerialized form	
										No of Voting Rights					Total as a % of Total Voting rights	No. (a)	As a % of total Shares held (b)	No. (a)		As a % of total shares held (b)
										Class X	Class Y	Total								
																(IX)	(X)	(XI)= (VII)+(X)		(XII)
1	Indian																			
(a)	Individual/Hindu Undivided Family			19	5652102	0	0	5652102	70.65	5652102	0	5652102	70.65	0	70.65	2100742	37.17	1482000	26.22	5652102
	KALPESHKUMAR RAMANBHAI PATEL	Promotor	AGYPP7097A		1597360	0		1597360	19.97	1597360		1597360	19.97	0	19.97	0	0.00	1482000	26.22	1597360
	CHETAN SURESHCHANDRA SHAH	Promotor	AELPS1759K		472172	0		472172	5.90	472172		472172	5.90	0	5.90	342449	6.06	0	0.00	472172
	SATYANARAYAN UNKARCHAND RATHI	Promotor	AAJPR8675F		471655	0		471655	5.90	471655		471655	5.90	0	5.90	243619	4.31	0	0.00	471655
	ANIL RATHI	Promotor	ABBPR3980L		471654	0		471654	5.90	471654		471654	5.90	0	5.90	243618	4.31	0	0.00	471654
	SHIVPRAKASH UNKARCHAND RATHI	Promotor	ABBPR3957M		471653	0		471653	5.90	471653		471653	5.90	0	5.90	243618	4.31	0	0.00	471653
	KRISHNA PATODIA	Promotor	BGFPP1901D		311492	0		311492	3.89	311492		311492	3.89	0	3.89	151866	2.69	0	0.00	311492
	SAPNA VIPUL SHAH	Promotor	AZFPS7472Q		276059	0		276059	3.45	276059		276059	3.45	0	3.45	154293	2.73	0	0.00	276059
	SHAKUNTALA MULCHAND SHAH	Promotor	ADIPS9938A		276057	0		276057	3.45	276057		276057	3.45	0	3.45	154292	2.73	0	0.00	276057
	KAILASHCHANDRA BANSILAL CHANDAK	Promotor	AARPC5544Q		258493	0		258493	3.23	258493		258493	3.23	0	3.23	144475	2.56	0	0.00	258493
	PUKHRAJ GANESHILAL AGRAWAL	Promotor	AARPA7708E		220494	0		220494	2.76	220494		220494	2.76	0	2.76	106476	1.88	0	0.00	220494
	AGRAWAL BHAVANA	Promotor	AARPA7707M		220492	0		220492	2.76	220492		220492	2.76	0	2.76	106475	1.88	0	0.00	220492
	PAULOMI CHETAN SHAH	Promotor	ACOPS2727C		140533	0		140533	1.76	140533		140533	1.76	0	1.76	0	0.00	0	0.00	140533
	PIYUSH CHANDAK	Promotor	AOPPC0704G		129247	0		129247	1.62	129247		129247	1.62	0	1.62	72238	1.28	0	0.00	129247
	KAVITADEVI KAILASHCHANDRA CHANDAK	Promotor	ABKPC8418R		77548	0		77548	0.97	77548		77548	0.97	0	0.97	43343	0.77	0	0.00	77548
	SHIKHA AYUSH PATODIA	Promotor	FVVP52407H		72000	0		72000	0.90	72000		72000	0.90	0	0.90	0	0.00	0	0.00	72000
	KAVITA PIYUSH CHANDAK	Promotor	JUMPS2908Q		51698	0		51698	0.65	51698		51698	0.65	0	0.65	28895	0.51	0	0.00	51698
	PATODIA ARUNKUMAR KASHIPRASAD	Promotor	AHTPP4038P		44499	0		44499	0.56	44499		44499	0.56	0	0.56	21695	0.38	0	0.00	44499
	NARAYAN ARUN PATODIA	Promotor	CVOPP9791E		44498	0		44498	0.56	44498		44498	0.56	0	0.56	21695	0.38	0	0.00	44498
	SUNITA ARUNKUMAR PATODIA	Promotor	AHTPP3997R		44498	0		44498	0.56	44498		44498	0.56	0	0.56	21695	0.38	0	0.00	44498
(b)	Central Government/State Government(s)			0	0	0	0	0	0.00	0	0	0	0.00	0	0.00	0	0.00	0	0.00	0
(c)	Financial Institutions/Banks			0	0	0	0	0	0.00	0	0	0	0.00	0	0.00	0	0.00	0	0.00	0
(d)	Any Other (Specify)			0	0	0	0	0	0.00	0	0	0	0.00	0	0.00	0	0.00	0	0.00	0
	Sub Total (A)(1)			19	5652102	0	0	5652102	70.65	5652102	0	5652102	70.65	0	70.65	2100742	37.17	1482000	26.22	5652102
2	Foreign							0	0.00			0	0.00		0.00					
(a)	Individual/Non Resident Individual/Foreign Individual			0	0	0	0	0	0.00	0	0	0	0.00	0	0.00	0	0.00	0	0.00	0
(b)	Government			0	0	0	0	0	0.00	0	0	0	0.00	0	0.00	0	0.00	0	0.00	0
(c)	Institutions			0	0	0	0	0	0.00	0	0	0	0.00	0	0.00	0	0.00	0	0.00	0
(d)	Foreign Portfolio Investor			0	0	0	0	0	0.00	0	0	0	0.00	0	0.00	0	0.00	0	0.00	0
(e)	Any Other (Specify)			0	0	0	0	0	0.00	0	0	0	0.00	0	0.00	0	0.00	0	0.00	0
	Sub Total (A)(2)			0	0	0	0	0	0.00	0	0	0	0.00	0	0.00	0	0.00	0	0.00	0
	Total Shareholding of Promoter and Promoter Group (A)= (A)(1)+(A)(2)			19	5652102	0	0	5652102	70.65	5652102	0	5652102	70.65	0	70.65	2100742	37.17	1482000	26.22	5652102





Table III - Statement showing shareholding pattern of the Public shareholder

	Category & Name of the Shareholders	PAN	Nos. of share holder	No. of fully paid up equity shares held	Partly paid-up equity shares held	Nos. of shares underlying Depository Receipts	Total nos. shares held	Shareholding % calculated as per SCRR, 1957 As a % of (A+B+C2)	Number of Voting Rights held in each class of securities			No. of Shares Underlying Outstanding convertible securities (including	Total shareholding, as a % assuming full conversion of convertible securities (as a (XI)= (VII)+(X))	Number of Locked in shares		Number of Shares pledged or otherwise encumbered		Number of equity shares held in dematerialized form	
									No of Voting Rights					Total as a % of Total Voting rights	No. (a)	As a % of total Shares held (b)	No. (Not applicable) (a)		As a % of total shares held (Not applicable) (b)
									Class X	Class Y	Total								
	(I)	(II)	(III)	(IV)	(V)	(VI)	(VII)=(IV)+(V)+(VI)	(VIII)	(IX)			(X)	(XI)= (VII)+(X)	(XII)		(XIII)		(XIV)	
1	<b>Institutions</b>																		
(a)	Mutual Fund		0	0	0		0	0.0000	0		0	0.0000	0	0.0000	0	0.0000	0	0.0000	0
(b)	Venture Capital Funds		0	0	0		0	0.0000	0		0	0.0000	0	0.0000	0	0.0000	0	0.0000	0
(c)	Alternate Investment Funds		0	0	0		0	0.0000	0		0	0.0000	0	0.0000	0	0.0000	0	0.0000	0
(d)	Foreign Venture Capital Investor		0	0	0		0	0.0000	0		0	0.0000	0	0.0000	0	0.0000	0	0.0000	0
(e)	Foreign Portfolio Investors		0	0	0		0	0.0000	0		0	0.0000	0	0.0000	0	0.0000	0	0.0000	0
(f)	Financial Institutions/Banks		0	0	0		0	0.0000	0		0	0.0000	0	0.0000	0	0.0000	0	0.0000	0
(g)	Insurance Companies		0	0	0		0	0.0000	0		0	0.0000	0	0.0000	0	0.0000	0	0.0000	0
(h)	Provident Fund/Pensions Funds		0	0	0		0	0.0000	0		0	0.0000	0	0.0000	0	0.0000	0	0.0000	0
(i)	Any Other Specify		0	0	0		0	0.0000	0		0	0.0000	0	0.0000	0	0.0000	0	0.0000	0
	Sub Total (B)(1)		0	0	0	0	0	0.0000	0	0	0	0.0000	0	0.0000	0	0.0000	0	0.0000	0
2	Central Government/State Government/President of India		0	0	0		0	0.0000	0	0	0	0.0000	0	0.0000	0	0.0000	0	0.0000	0
	Sub Total (B)(2)		0	0	0	0	0	0.0000	0	0	0	0.0000	0	0.0000	0	0.0000	0	0.0000	0
3	<b>Non-Institutions</b>																		
(a)	1. Individual Shareholders holding Nominal Share Capital Up to 2 Lacs		233	861480	0		861480	10.7685	861480		861480	10.7685	0	10.7685	17000	0.7241	0	0.0000	861480
	2. Individual Shareholders holding Nominal Share Capital Above 2 Lacs		25	1316418	0		1316418	16.4552	1316418		1316418	16.4552	0	16.4552	942258	40.1320	0	0.0000	1316418
	RAMESHCHANDRA BHAGIRATH CHANDAK	AAVPC0381P		88000	0		88000	1.1000	88000		88000	1.1000	0	1.1000	88000	3.7480	0	0.0000	88000
	SANJUDEVI RAMESHCHANDRA CHANDAK	ADPPC1448L		87456	0		87456	1.0932	87456		87456	1.0932	0	1.0932	87456	3.7249	0	0.0000	87456
	MANISH DALPAT JAIN	AFFPJ9156C		87379	0		87379	1.0922	87379		87379	1.0922	0	1.0922	87379	3.7216	0	0.0000	87379
	SOHANLAL GANGAVISHAN CHANDAK	AAVPC0625L		86000	0		86000	1.0750	86000		86000	1.0750	0	1.0750	86000	3.6629	0	0.0000	86000
(b)	NBFCs Registered with RBI		0	0	0		0	0.0000	0		0	0.0000	0	0.0000	0	0.0000	0	0.0000	0
(c)	Employee Trusts		0	0	0		0	0.0000	0		0	0.0000	0	0.0000	0	0.0000	0	0.0000	0
(e)	Any other (Specify)		0	0	0		0	0.0000	0		0	0.0000	0	0.0000	0	0.0000	0	0.0000	0
(e1)	Bodies Corporate		7	60000	0		60000	0.7500	60000		60000	0.7500	0	0.7500	0	0.0000	0	0.0000	60000
(e2)	Non Resident Indians		9	48000	0		48000	0.6000	48000		48000	0.6000	0	0.6000	0	0.0000	0	0.0000	48000
(e3)	Resident Indian Huf		11	44000	0		44000	0.5500	44000		44000	0.5500	0	0.5500	0	0.0000	0	0.0000	44000
(e4)	Trusts		0	0	0		0	0.0000	0		0	0.0000	0	0.0000	0	0.0000	0	0.0000	0
(e5)	Clearing Members/House		2	8000	0		8000	0.1000	8000		8000	0.1000	0	0.1000	0	0.0000	0	0.0000	8000
(e6)	Foreign Companies		0	0	0		0	0.0000	0		0	0.0000	0	0.0000	0	0.0000	0	0.0000	0
(e7)	IEPF		0	0	0		0	0.0000	0		0	0.0000	0	0.0000	0	0.0000	0	0.0000	0
(e8)	Escrow Account		0	0	0		0	0.0000	0		0	0.0000	0	0.0000	0	0.0000	0	0.0000	0
(e9)	Firms		2	10000	0		10000	0.1250	10000		10000	0.1250	0	0.1250	0	0.0000	0	0.0000	10000
(e10)	Others		0	0	0		0	0.0000	0		0	0.0000	0	0.0000	0	0.0000	0	0.0000	0
	Sub Total (B)(3)		289	2347898	0	0	2347898	29.3487	2347898	0	2347898	29.3487	0	29.3487	959258	40.8560	0	0.0000	2347898
	<b>Total Public Shareholding (B)= (B)(1)+(B)(2) + B (3)</b>		<b>289</b>	<b>2347898</b>	<b>0</b>	<b>0</b>	<b>2347898</b>	<b>29.3487</b>	<b>2347898</b>	<b>0</b>	<b>2347898</b>	<b>29.3487</b>	<b>0</b>	<b>29.3487</b>	<b>959258</b>	<b>40.8560</b>	<b>0</b>	<b>0.0000</b>	<b>2347898</b>





**Table IV - Statement showing shareholding pattern of the Non Promoter- Non Public shareholder**

Category & Name of the Shareholders	PAN	No. of shareholder	No. of fully paid up equity shares held	Partly paid-up equity shares held	Nos. of shares underlying Depository Receipts	Total no. shares held	Shareholding % calculated as per SCRR, 1957 As a % of (A+B+C2)	Number of Voting Rights held in each class of securities			No. of Shares Underlying Outstanding convertible securities (Including Warrants)	Total shareholding, as a % assuming full conversion of convertible securities (as a percentage of diluted share)	Number of Locked in shares		Number of Shares pledged or otherwise		Number of equity shares held in dematerialized form (Not Applicable)	
								No of Voting Rights		Total as a % of Total Voting rights			No.	As a % of total Shares held	No. (Not applicable)	As a % of total shares held (Not applicable)		
								Class X	Class Y									Total
(I)	(II)	(III)	(IV)	(V)	(VI)	(VII)=(IV)+(V)+(VI)	(VIII)	(IX)			(X)	(XI)=(VII)+(X)	(XII)		(XIII)	(XIV)		
C1 Custodian/DR Holder		0	0	0	0	0	0	0	0	0	0.00	0	0	0	0.00	0	0.00	0
C2 Employees Benefit Trust (Under SEBI (Share Based Employee Benefit Regulation 2014)		0	0	0	0	0	0	0	0	0	0.00	0	0	0	0.00	0	0.00	0
Total Non Promoter Non Public Shareholding (C)= (C)(1)+(C)(2)		0	0	0	0	0	0	0	0	0	0.00	0	0	0	0.00	0	0.00	0






**Table V - Statement Showing Details of Significant beneficial Owners (SBOs)**

Sr .No.	Details of the SBO			Details of the Registered Owner			Details of Holding/ exercise of right of the SBO in the reporting company, Whether direct or Indirect		Date of creation / acquisition of significant beneficial interest	
	(I)			(II)			(III)			(IV)
	Name	PAN/Passport No. in case of a foreign national	Nationality	Name	PAN/Passport No. in case of a foreign national	Nationality	Whether by Virtue of :			
							Shares	%		
							Voting Rights	%		
							Rights of distributable dividend or any other distribution	%		
							Exercise of control			
							Exercise of significant influence			

\* In case the nature of the holding/ exercise of the right of a SBO falls under multiple categories specified under (a) to (e) under Column III, multiple rows for the same SBO shall be inserted ... accordingly for each of the categories.

\* This column shall have the details as specified by the listed entity under Form No. BEN-2 as submitted to the Registrar.

